



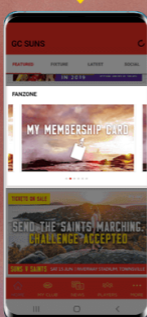
# MOBILE MEMBERSHIP

Follow these simple steps to access your membership card using the official Gold Coast SUNS App. Then scan your phone to gain entry to the game.



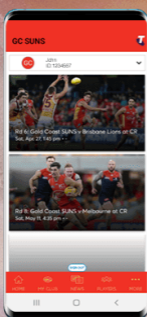
## STEP 1

Download the official **Gold Coast SUNS App** or ensure you have the latest version of the app.



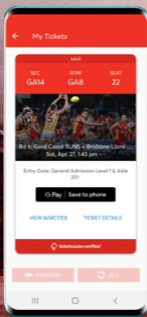
## STEP 2

Scroll down to **'FANZONE'** and select **'MY MEMBERSHIP CARD.'** Login using your My SUNS account details



## STEP 3

Within 72 hours of the game commencing, you should be able to view your Membership Ticket.



## STEP 4

Select **'VIEW BARCODE'**



## STEP 5

Use the QR code to scan in at the gates on game day. Or add this to your Apple Wallet or Passbook for easy access!

If you have any issues scanning in on game day, come and see the Membership Team at Gate 1 or 3 at Metricon Stadium for assistance.